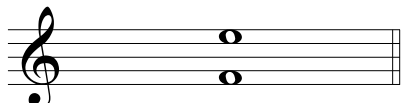



Große, kleine und reine Intervalle V


Schreibe oberhalb der gegebenen Note die Note, die das Intervall vervollständigt.

Beispiel 


G7

1 


G6

2 


k7

3 


R4

4 


R8

5 


G7

6 


k6

7 


k7

8 


R4

9 


G3

10 


G2

11 


R4

12 


m3

13 


R4

14 


k6

15 


G7

16 


R4

17 


G6

18 


G7

19 

G3

20 


k6

21 


G7

22 

G3

23 

k6

24 

G6