


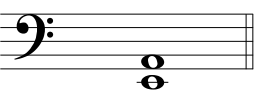
# Große, kleine und reine Intervalle III

Benenne die Intervalle.


Verwende "G" für große Intervalle,  
"k" für kleine Intervalle und  
"R" für reine Intervalle.

Beispiel 


k3

1 


\_\_\_\_\_

2 

\_\_\_\_\_

3 


\_\_\_\_\_

4 


\_\_\_\_\_

5 

\_\_\_\_\_

6 


\_\_\_\_\_

7 


\_\_\_\_\_

8 


\_\_\_\_\_

9 

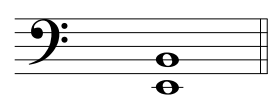
\_\_\_\_\_

10 

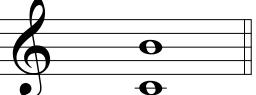
\_\_\_\_\_

11 


\_\_\_\_\_

12 


\_\_\_\_\_

13 

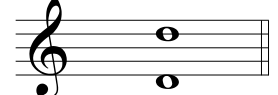
\_\_\_\_\_

14 

\_\_\_\_\_

15 


\_\_\_\_\_

16 


\_\_\_\_\_

17 


\_\_\_\_\_

18 


\_\_\_\_\_

19 


\_\_\_\_\_

20 


\_\_\_\_\_

21 

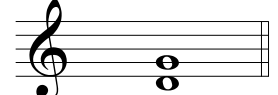
\_\_\_\_\_

22 

\_\_\_\_\_

23 

\_\_\_\_\_

24 

\_\_\_\_\_